

Item description

Short description:

WAGO's analog manually operated module (789-811) monitors 0 ... 3 analog inputs. Depending on both manual/automatic switch and watchdog input, 0 to 10 V set voltage is transmitted to the output.

Subject to changes. Please also observe the further product documentation!



Data

Electrical data

Nominal operating voltage	DC 24 V
Operating voltage range	±20 %
Inputs	No. 1 / 10: 24 V; power supply No. 2: GND No. 3 / 4 / 5 / 6: AI-0 ... 3; Input 0 ... 3; 0 ... 10 V / 20 mA (max.) No.11: WD-IN; Watchdog input; 24 V / 20 mA (max.)
Outputs	No. 7: H-C; Manual operation; "closed" No. 8: H-CM; Manual operation; "common" No. 9: H-O; Manual operation; "open" No. 12 / 15 / 18 / 21: DO-0 ... 3-NC; Channel 0 ... 3; Break contact; 250 VAC / 30 VDC; 8 A No. 13 / 16 / 19 / 22: DO-0 ... 3-CM; Channel 0 ... 3; Common No. 14 / 17 / 20 / 23: DO-0 ... 3-NO; Channel 0 ... 3; Make contact; 250 VAC / 30 VDC; 8 A

Connection data

Connection type 1	Input
Connection technology	CAGE CLAMP®
WAGO connector	WAGO 734 Series
Solid conductor	0.08 ... 1.5 mm ² / 28 ... 14 AWG
Fine-stranded conductor	0.08 ... 1.5 mm ² / 28 ... 14 AWG
Strip length	7 mm / 0.28 inches
Connection type 2	Output
Connection technology 2	CAGE CLAMP®
WAGO connector 2	WAGO 231 Series
Solid conductor 2	0.08 ... 2.5 mm ² / 28 ... 12 AWG
Fine-stranded conductor 2	0.08 ... 2.5 mm ² / 28 ... 12 AWG
Strip length 2	8 ... 9 mm / 0.31 ... 0.35 inches

Physical data

Width	106 mm / 4.173 inches
Height	90 mm / 3.543 inches
Depth from upper-edge of DIN-rail	58 mm / 2.283 inches

Mechanical Data

Mounting type	DIN-35 rail
---------------	-------------

Subject to changes. Please also observe the further product documentation!

WAGO GmbH & Co. KG
Hansastr. 27
32423 Minden
Phone: +49571 887-0 | Fax: +49571 887-169
Email: info.de@wago.com | Web: www.wago.com

Do you have any questions about our products?
We are always happy to take your call at +49 (571) 887-44222.



Housing design

DIN-rail-mount enclosure

Material Data

Fire load 0.456 MJ

Weight 199.5 g

Environmental requirements

Ambient temperature (operation) 0 ... +50 °C

Ambient temperature (storage) -25 ... +70 °C

Commercial data

Product Group 6 (INTERFACE ELECTRONIC)

eCl@ss 10.0 27-37-12-16

eCl@ss 9.0 27-37-12-16

ETIM 8.0 EC000225

ETIM 7.0 EC000225

PU (SPU) 1 pcs

Packaging type box

Country of origin DE

GTIN 4050821233800

Customs tariff number 85389091890




Environmental Product Compliance

RoHS Compliance Status Compliant, No Exemption

Optional accessories

Ferrule

Ferrule

	Item no.: 216-203 Ferrule; Sleeve for 1 mm ² / AWG 18; insulated; electro-tin plated; red	www.wago.com/216-203
	Item no.: 216-202 Ferrule; Sleeve for 0.75 mm ² / 18 AWG; insulated; electro-tin plated; gray	www.wago.com/216-202
	Item no.: 216-204 Ferrule; Sleeve for 1.5 mm ² / AWG 16; insulated; electro-tin plated; black	www.wago.com/216-204
	Item no.: 216-201 Ferrule; Sleeve for 0.5 mm ² / 20 AWG; insulated; electro-tin plated; white	www.wago.com/216-201

Subject to changes. Please also observe the further product documentation!

WAGO GmbH & Co. KG

Hansastr. 27

32423 Minden

Phone: +49571 887-0 | Fax: +49571 887-169

Email: info.de@wago.com | Web: www.wago.com

Do you have any questions about our products?

We are always happy to take your call at +49 (571) 887-44222.

	Item no.: 216-223 Ferrule; Sleeve for 1 mm ² / AWG 18; insulated; electro-tin plated; red	www.wago.com/216-223
	Item no.: 216-241 Ferrule; Sleeve for 0.5 mm ² / 20 AWG; insulated; electro-tin plated; electrolytic copper; gastight crimped; acc. to DIN 46228, Part 4/09.90; white	www.wago.com/216-241
	Item no.: 216-242 Ferrule; Sleeve for 0.75 mm ² / 18 AWG; insulated; electro-tin plated; electrolytic copper; gastight crimped; acc. to DIN 46228, Part 4/09.90; gray	www.wago.com/216-242
	Item no.: 216-222 Ferrule; Sleeve for 0.75 mm ² / 18 AWG; insulated; electro-tin plated; gray	www.wago.com/216-222
	Item no.: 216-221 Ferrule; Sleeve for 0.5 mm ² / 20 AWG; insulated; electro-tin plated; white	www.wago.com/216-221
	Item no.: 216-224 Ferrule; Sleeve for 1.5 mm ² / AWG 16; insulated; electro-tin plated; black	www.wago.com/216-224
	Item no.: 216-243 Ferrule; Sleeve for 1 mm ² / AWG 18; insulated; electro-tin plated; electrolytic copper; gastight crimped; acc. to DIN 46228, Part 4/09.90; red	www.wago.com/216-243
	Item no.: 216-244 Ferrule; Sleeve for 1.5 mm ² / AWG 16; insulated; electro-tin plated; electrolytic copper; gastight crimped; acc. to DIN 46228, Part 4/09.90; black	www.wago.com/216-244
	Item no.: 216-263 Ferrule; Sleeve for 1 mm ² / AWG 18; insulated; electro-tin plated; electrolytic copper; gastight crimped; acc. to DIN 46228, Part 4/09.90; red	www.wago.com/216-263
	Item no.: 216-264 Ferrule; Sleeve for 1.5 mm ² / AWG 16; insulated; electro-tin plated; electrolytic copper; gastight crimped; acc. to DIN 46228, Part 4/09.90; black	www.wago.com/216-264
	Item no.: 216-284 Ferrule; Sleeve for 1.5 mm ² / AWG 16; insulated; electro-tin plated; electrolytic copper; gastight crimped; acc. to DIN 46228, Part 4/09.90; black	www.wago.com/216-284
	Item no.: 216-262 Ferrule; Sleeve for 0.75 mm ² / 18 AWG; insulated; electro-tin plated; electrolytic copper; gastight crimped; acc. to DIN 46228, Part 4/09.90; gray	www.wago.com/216-262
	Item no.: 216-301 Ferrule; Sleeve for 0.25 mm ² / AWG 24; insulated; electro-tin plated; yellow	www.wago.com/216-301
	Item no.: 216-321 Ferrule; Sleeve for 0.25 mm ² / AWG 24; insulated; electro-tin plated; yellow	www.wago.com/216-321
	Item no.: 216-322 Ferrule; Sleeve for 0.34 mm ² / 22 AWG; insulated; electro-tin plated; light turquoise	www.wago.com/216-322
	Item no.: 216-302 Ferrule; Sleeve for 0.34 mm ² / 22 AWG; insulated; electro-tin plated; light turquoise	www.wago.com/216-302

Tool

Operating tool

Subject to changes. Please also observe the further product documentation!



Item no.: 210-719

Operating tool; Blade: 2.5 x 0.4 mm; with a partially insulated shaft

www.wago.com/210-719



Item no.: 210-720

Operating tool; Blade: 3.5 x 0.5 mm; with a partially insulated shaft; multicoloured

www.wago.com/210-720

Downloads

Documentation

Bid Text

789-811 X81 - Datei	2019 Feb 19	xml 4.3 kB	Download
789-811 doc - Datei	2015 Feb 11	doc 26.1 kB	Download

Instruction Leaflet

pdf
1.3 MB
Download

Additional Information

Disposal and Recycling Electrical and electronic equipment, Batteries, Packaging	V 1.1.0 2022 Aug 18	pdf 2.2 MB	Download
---	------------------------	---------------	----------

CAD/CAE-Data

CAE data

EPLAN Data Portal 789-811	URL	Download
WSCAD Universe 789-811	URL	Download

Environmental Product Compliance

Compliance Search

Environmental Product Compliance 789-811 Manual operation module; 4 analog outputs; 1,50 mm ²	URL	Download
---	-----	----------

Subject to changes. Please also observe the further product documentation!



Installation Notes

Subject to changes. Please also observe the further product documentation!

WAGO GmbH & Co. KG
Hansastr. 27
32423 Minden
Phone: +49571 887-0 | Fax: +49571 887-169
Email: info.de@wago.com | Web: www.wago.com

Do you have any questions about our products?
We are always happy to take your call at +49 (571) 887-44222.