

## Data sheet | Item number: 237-136

PCB terminal block; 2.5 mm<sup>2</sup>; Pin spacing 5 mm; 6-pole; 2,50 mm<sup>2</sup>; gray

[www.wago.com/237-136](http://www.wago.com/237-136)



### Data

#### Electrical data

#### Ratings per IEC/EN

Ratings per	IEC/EN 60664-1
Rated voltage (III/2)	250 V
Rated impulse voltage (III/2)	2.5 kV
Rated current	16 A
Legend (ratings)	(III / 2) ≙ Overvoltage category III / Pollution degree 2

#### Connection data

Connection points	6
Total number of potentials	6
Number of connection types	1
Number of levels	1

Subject to changes. Please also observe the further product documentation!

WAGO GmbH & Co. KG  
Hansastr. 27  
32423 Minden  
Phone: +49571 887-0 | Fax: +49571 887-169  
Email: [info.de@wago.com](mailto:info.de@wago.com) | Web: [www.wago.com](http://www.wago.com)

Do you have any questions about our products?  
We are always happy to take your call at +49 (571) 887-44222.



## Connection 1

Connection technology	Screw connection
Actuation type	Operating tool
Solid conductor	0.5 ... 2.5 mm <sup>2</sup> / 20 ... 14 AWG
Fine-stranded conductor	0.5 ... 2.5 mm <sup>2</sup> / 20 ... 14 AWG
Strip length	5 ... 7 mm / 0.2 ... 0.28 inches
Conductor connection direction to PCB	0°
Pole number	6

## Physical data

Pin spacing	5 mm / 0.197 inches
Width	30 mm / 1.181 inches
Height from the surface	11 mm / 0.433 inches
Depth	9 mm / 0.354 inches
Solder pin length	4.5 mm
Solder pin diameter	1 mm

## Plug-in connection

Plugging without loss of pin spacing	Yes
--------------------------------------	-----

## PCB contact

PCB contact	THT
Solder pin arrangement	over the entire terminal strip (in-line)
Number of solder pins per potential	1

## Material Data

Note (material data)	Information on material specifications can be found here
Color	gray
Material group	I
Insulation material	Polyamide (PA66)
Flammability class per UL94	V0
Clamping spring material	Chrome-nickel spring steel (CrNi)
Contact material	Electrolytic copper (E <sub>Cu</sub> )
Contact plating	Tin

Subject to changes. Please also observe the further product documentation!



Fire load	0.096 MJ
Weight	5.8 g

### Environmental requirements

Limit temperature range	-60 ... +105 °C
-------------------------	-----------------

### Commercial data

Product Group	4 (Printed Circuit Connectors)
eCl@ss 10.0	27-44-04-01
eCl@ss 9.0	27-44-04-01
ETIM 8.0	EC002643
ETIM 7.0	EC002643
PU (SPU)	300 (100) pcs
Packaging type	box
Country of origin	DE
GTIN	4066966223750
Customs tariff number	85369010000

### Environmental Product Compliance

CAS-No.	7439-92-1
REACH Candidate List Substance	Lead
RoHS Compliance Status	Compliant,With Exemption
RoHS Exemption	6(c)
SCIP notification number (Austria)	33581813-5c6b-4614-be14-1d500ba96cf3
SCIP notification number (Belgium)	01d89c5c-fbe1-46db-b523-c1e913751fab
SCIP notification number (Bulgaria)	77a4fa63-a39e-4c77-9ba8-b168126c8251
SCIP notification number (Czech Republic)	99d29d9b-c866-4d50-b340-5ef03a485028
SCIP notification number (Denmark)	47ac750d-f930-48eb-9f1b-06c2f7742e06
SCIP notification number (Finland)	9554ee10-ab43-4088-917a-8ef8ec0c43b2
SCIP notification number (France)	aea1597a-c9f7-4fbb-ada2-47c928dad235
SCIP notification number (Germany)	a7f204c6-b5c6-49f2-8052-169f8209e32b
SCIP notification number (Hungary)	a026241f-c9a5-4d85-82bb-88fa7d074922
SCIP notification number (Italy)	8741f4e4-5f35-4771-96cc-e1b66dd53e3b
SCIP notification number (Netherlands)	c644ee7d-502e-4c13-9c70-cbdfc23a3e21
SCIP notification number (Poland)	29ec48db-2e57-470d-a80c-b50ab238e989
SCIP notification number (Romania)	237afced-4bdf-4458-a754-500f7487ce22
SCIP notification number (Sweden)	8505d28b-c1df-4653-b929-2efda406c425





Subject to changes. Please also observe the further product documentation!

WAGO GmbH & Co. KG  
 Hansastr. 27  
 32423 Minden  
 Phone: +49571 887-0 | Fax: +49571 887-169  
 Email: [info.de@wago.com](mailto:info.de@wago.com) | Web: [www.wago.com](http://www.wago.com)



Do you have any questions about our products?  
 We are always happy to take your call at +49 (571) 887-44222.

## Approvals / Certificates

### General approvals

Logo	Approval	Additional Approval Text	Certificate name
	CCA DEKRA Certification B.V.	EN 60947	NTR NL-7137
	CCA DEKRA Certification B.V.	EN 60947	2160584.33
	CSA DEKRA Certification B.V.	C22.2 No. 158	70048844
	UL UL International Germany GmbH	UL 1059	E45172

### Declarations of conformity and manufacturer's declarations

Logo	Approval	Additional Approval Text	Certificate name
	EU-Declaration of Conformity WAGO GmbH & Co. KG	-	-
	UK-Declaration of Conformity WAGO GmbH & Co. KG	-	-

## Downloads

### Documentation

#### Additional Information

Technical Section Technical explanations	2019 Apr 3	pdf 2.0 MB	Download
---	------------	---------------	----------

Subject to changes. Please also observe the further product documentation!



## CAD/CAE-Data

### CAD data

2D/3D Models 237-136	<a href="#">URL</a>	<a href="#">Download</a>
----------------------	---------------------	--------------------------

### CAE data

EPLAN Data Portal 237-136	<a href="#">URL</a>	<a href="#">Download</a>
---------------------------	---------------------	--------------------------

ZUKEN Portal 237-136	<a href="#">URL</a>	<a href="#">Download</a>
----------------------	---------------------	--------------------------

### PCB Design

Symbol and Footprint 237-136	<a href="#">URL</a>	<a href="#">Download</a>
------------------------------	---------------------	--------------------------

CAX data for your PCB design, consisting of "schematic symbols and PCB footprints", allow easy integration of the WAGO component into your development environment.

### Supported formats:

- Accel EDA 14 & 15
- Altium 6 to current version
- Cadence Allegro
- DesignSpark
- Eagle Libraries
- KiCad
- Mentor Graphics BoardStation
- Mentor Graphics Design Architect
- Mentor Graphics Design Expedition 99 and 2000
- OrCAD 9.X PCB and Capture
- PADS PowerPCB 3, 3.5, 4.X, and 5.X
- PADS PowerPCB and PowerLogic 3.0
- PCAD 2000, 2001, 2002, 2004, and 2006
- Pulsonix 8.5 or newer
- STL
- 3D STEP
- TARGET 3001!
- View Logic ViewDraw
- Quadcept
- Zuken CadStar 3 and 4
- Zuken CR-5000 and CR-8000

Subject to changes. Please also observe the further product documentation!



## Environmental Product Compliance

### Compliance Search

	URL	Download
Environmental Product Compliance 237-136 PCB terminal block; 2.5 mm <sup>2</sup> ; Pin spacing 5 mm; 6-pole; 2,50 mm <sup>2</sup> ; gray		

---

## Installation Notes

Subject to changes. Please also observe the further product documentation!