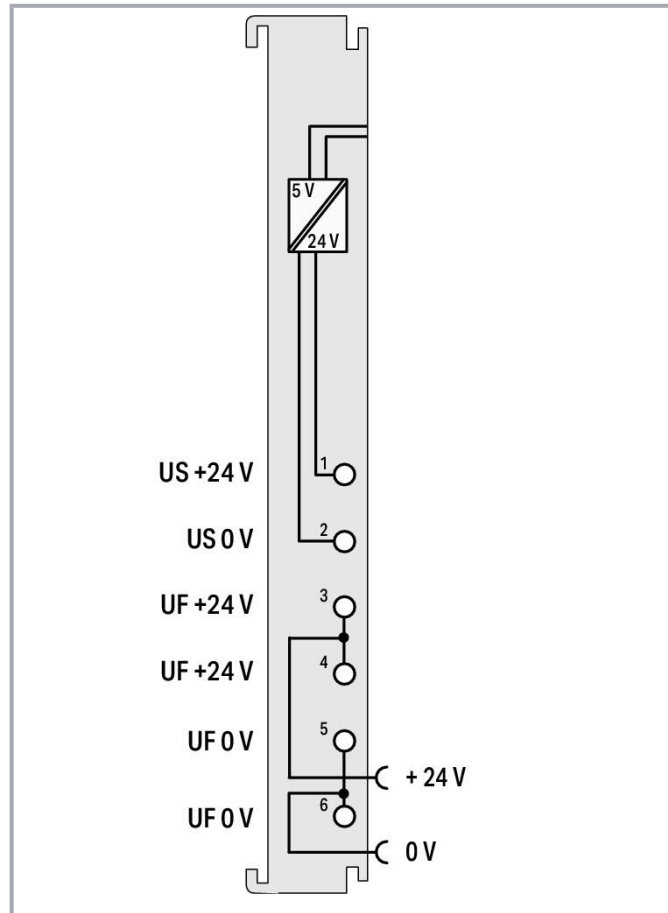
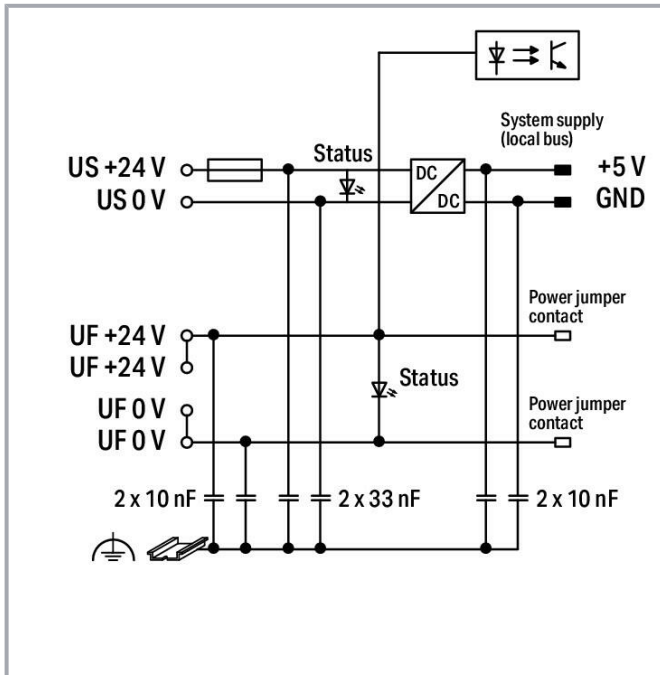


Subject to changes. Please also observe the further product documentation!



Item description

This system supply module with bus power supply increases the capacity of the system supply for bus nodes with high current consumption (sum of the internal current consumption of the I/O modules) and enables the system supply of additional I/O modules with a maximum total current of 3900 mA (own current consumption of the system supply module already considered).
If required, additional system supply modules with bus power supply can be used.

The module also supplies field-side power to the adjacent I/O modules via power jumper contacts.

For field supply, the module transmits status information to the head-end station.

Data

Technical data

Data width	1 bit; bit 0: field power supply status
Supply voltage (system)	24 VSELV DC (-25 ... +30 %); US
Current consumption (system power supply) at max. local bus supply	900 mA
Total current for system supply (local bus) max.	3,900 mA

Subject to changes. Please also observe the further product documentation!

WAGO GmbH & Co. KG
 Hansastr. 27
 32423 Minden
 Phone: +49571 887-0 | Fax: +49571 887-169
 Email: info.de@wago.com | Web: www.wago.com

Do you have any questions about our products?
 We are always happy to take your call at +49 (571) 887-44222.



Supply voltage (field)	24 VSELV DC (-25 ... +30 %); UF
Current consumption, field supply (module with no external load)	3 mA
Power supply efficiency (typ.) at nominal load (24 V)	95 %
Power loss P_I	1.5 W
Isolation, Field/System	min. 1000 VDC (1 min); per EN/UL 61010-2-201
Current carrying capacity (power jumper contacts)	12 A
Current carrying capacity of the power jumper contacts (note)	Requires external fusing (12.5 A fast) of the field supply
Marking	CI I, Div. 2, Group A, B, C, D, T4

Connection data

Connection type 1	System supply
Solid conductor	0.25 ... 2.5 mm ² / 22 ... 14 AWG
Fine-stranded conductor	0.25 ... 2.5 mm ² / 22 ... 14 AWG
Strip length	8 ... 9 mm / 0.31 ... 0.35 inches
Connection type 2	Field supply
Note (conductor cross-section)	Insulated ferrule: 1.5 mm ² (max.)

Physical data

Width	12 mm / 0.472 inches
Height	105 mm / 4.134 inches
Depth	75 mm / 2.953 inches

Mechanical Data

Mounting type	DIN-35 rail
---------------	-------------

Material Data

Fire load	0.062 MJ
Weight	68 g
Conformity marking	CE

Environmental requirements

Ambient temperature (operation)	-25 ... +60 °C (Horizontal, typical control cabinet installation; -25 ... +50 °C, other mounting positions)
Ambient temperature (storage)	-40 ... +85 °C
Protection type	IP20
Pollution degree	2

Subject to changes. Please also observe the further product documentation!



Operating altitude	without temperature derating: 0 ... 2000 m; with temperature derating: 2000 ... 3000 m (0.5 K/100 m)
Mounting position	horizontal, typical for control cabinets (nominal mounting position); horizontal (floor mounting position); standing (vertical at bottom)
EMC immunity to interference	per EN 61000-6-1, -2
EMC emission of interference	per EN 61000-6-3, -4

Commercial data

PU (SPU)	1 pcs
Country of origin	DE
GTIN	4055143975667
Customs tariff number	85389091890

Environmental Product Compliance

CAS-No.	693-98-1 7439-92-1
REACH Candidate List Substance	2-methylimidazole Lead Perfluorobutane sulfonic acid (PFBS) and its salts
RoHS Compliance Status	Compliant, With Exemption
RoHS Exemption	7(a) 7(c)-I 7(c)-II
SCIP notification number (Austria)	90cf9d9a-63c0-408e-8583-0439ec1f9abe
SCIP notification number (Belgium)	f449687a-9f97-4b59-9a4d-59d453536b24
SCIP notification number (Bulgaria)	bd1fcd4f-eb4f-401d-aa01-5c7ac6b06d5b
SCIP notification number (Czech Republic)	132b52e1-3a58-4d95-b4ee-d9a40b5ec00d
SCIP notification number (Denmark)	d0b5261a-9c2e-46cf-9e9d-b51f92221283
SCIP notification number (Finland)	1a417ad5-cb8d-4701-96b4-0e6572afb41d
SCIP notification number (France)	6d47cf5b-d73a-4a61-8458-49d012011c94
SCIP notification number (Germany)	8daa6eaa-db2e-43ac-a968-eaad469aea14
SCIP notification number (Hungary)	15b69cb2-f402-4d12-9f1f-736ad7fdf287
SCIP notification number (Italy)	93695d3e-8499-4e3c-b605-d97864edb013
SCIP notification number (Netherlands)	0f42ed22-ca87-41ef-813c-a54377dfb34f
SCIP notification number (Poland)	0044fc34-0529-4d53-bbdf-b9c51df81dbe
SCIP notification number (Romania)	25f07637-d980-4d8c-9647-7696c775b27e
SCIP notification number (Sweden)	38d7ea2f-bd96-4ab9-996c-8071046c2547


Approvals / Certificates

Subject to changes. Please also observe the further product documentation!


WAGO GmbH & Co. KG
Hansastr. 27
32423 Minden
Phone: +49571 887-0 | Fax: +49571 887-169
Email: info.de@wago.com | Web: www.wago.com

Do you have any questions about our products?
We are always happy to take your call at +49 (571) 887-44222.



General approvals

Logo	Approval	Additional Approval Text	Certificate name
	UL Underwriters Laboratories Inc. (ORDINARY LOCATIONS)	UL 61010-2-201	E175199


Declarations of conformity and manufacturer's declarations

Logo	Approval	Additional Approval Text	Certificate name
	EU-Declaration of Conformity WAGO GmbH & Co. KG	-	-

Approvals for marine applications

Logo	Approval	Additional Approval Text	Certificate name
	BV Bureau Veritas S.A.	Rules for class. of Steel Ships	66432/A0
	DNV DNV Germany GmbH	DNV-CG-0339, Aug. 2021	TAA000031M

Approvals for hazardous areas

Logo	Approval	Additional Approval Text	Certificate name
	UL Underwriters Laboratories Inc. (HAZARDOUS LOCATIONS)	UL 121201	E198726

Installation Notes

Product family

WAGO I/O System Advanced
[Show all products from the family](#)

Subject to changes. Please also observe the further product documentation!